

INSTRUCTIONS FOR



LEADERS IN CONTROLLED DEPTH FISHING

Division of Armstrong International

CANNON/S&K Products, Inc.
P.O. Box 0630 Muskegon, MI 49443-0630
© 1990 S&K Products, Inc. All rights reserved
Made in U.S.A. Form No. 1881001 Rev. 9/90

KITE/TEASER REEL

PART NO. 1800115

KITE REEL & BOOM ASSEMBLY

PART NO. 1800120

TEASER REEL

PART NO. 1800110

KITE/TEASER REEL AND KITE REEL & BOOM ASSEMBLY

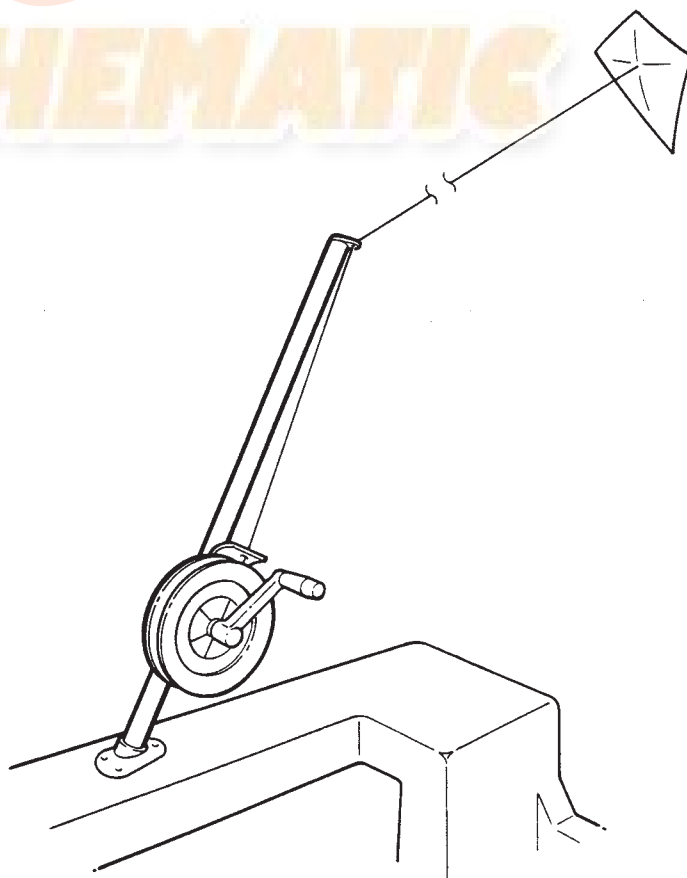
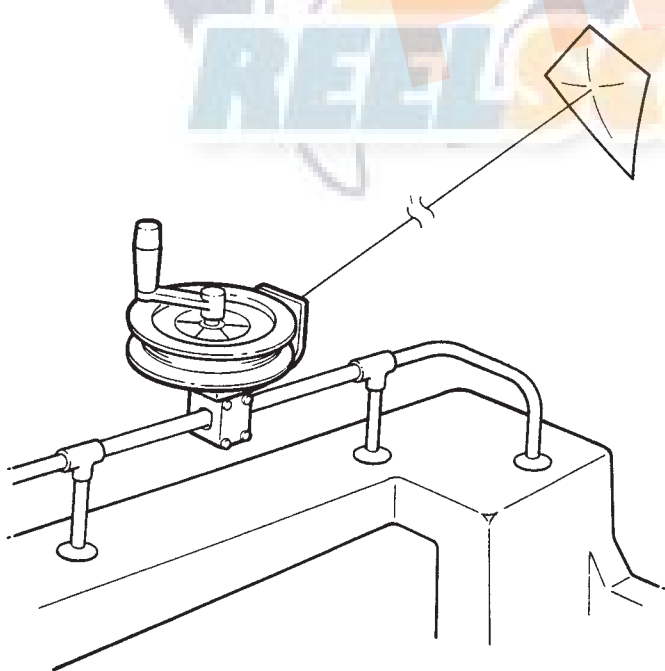
The new Kite/Teaser Reel is designed to mount on your boat's railing. The Kite Boom & Reel Assembly slides into any boat's flush mount rod holders. Both units feature one hand operation and high speed retrieve of lures or kite.

Mounting Your Kite/Teaser Reel:

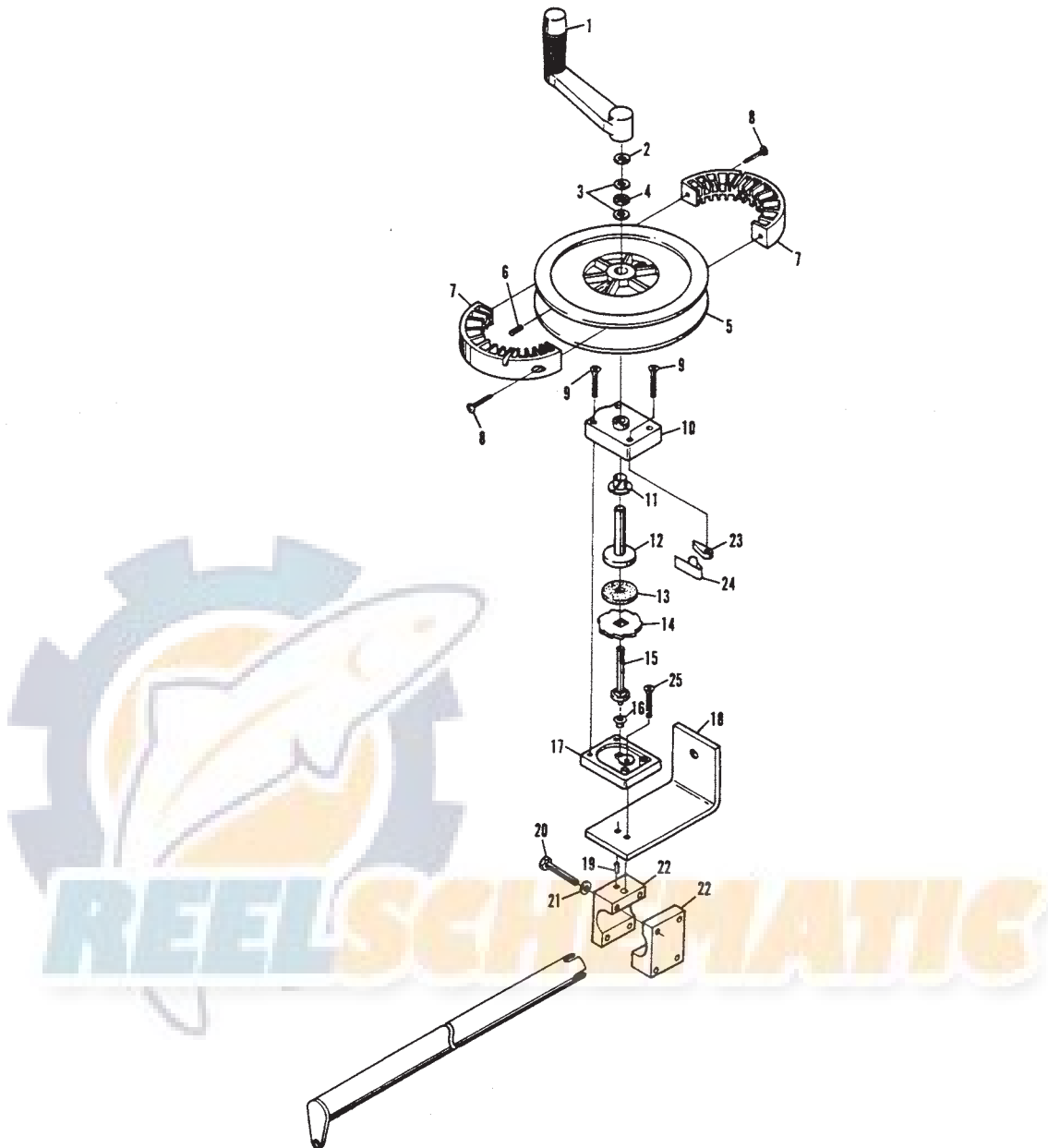
The Kite/Teaser Reel can be mounted to any vertical or horizontal support or rail tubing, up to 1-5/16 diameter. If your rail is not 1-5/16 diameter, a plastic or rubber spacer can be used to make the reel assembly clamp properly.

Mounting Your Kite Reel & Boom Assembly:

Simply slide the Kite Boom into your boat's flush mount rod holder. The reel can be adjusted to any convenient height by loosening the 4 clamp screws and re-positioning.



KITE/TEASER REEL



Key No.	Part Name	Part No.
1.	Crank – Handle	0902000
2.	Washer 3/8 Split Lock	9430130
3.	Race – Bearing	9100310
4.	Bearing Thrust	9100280
5.	Reel – Towline	0274735
6.	Screw 3/8 – 16 x 1 Set	9340130
7.	Insert – Reel (2 needed)	3347001
8.	Screw #10 x 1-1/4 Pan Hd. (2 needed)	9370001
9.	Screw #10 x 1-1/4 Flat Hd. (4 needed)	9370220
10.	Housing – Clutch	1821482
11.	Bearing – Nyloner	9010010
12.	Shaft Assembly – Reel	1800756
13.	Pad – Clutch	1264670

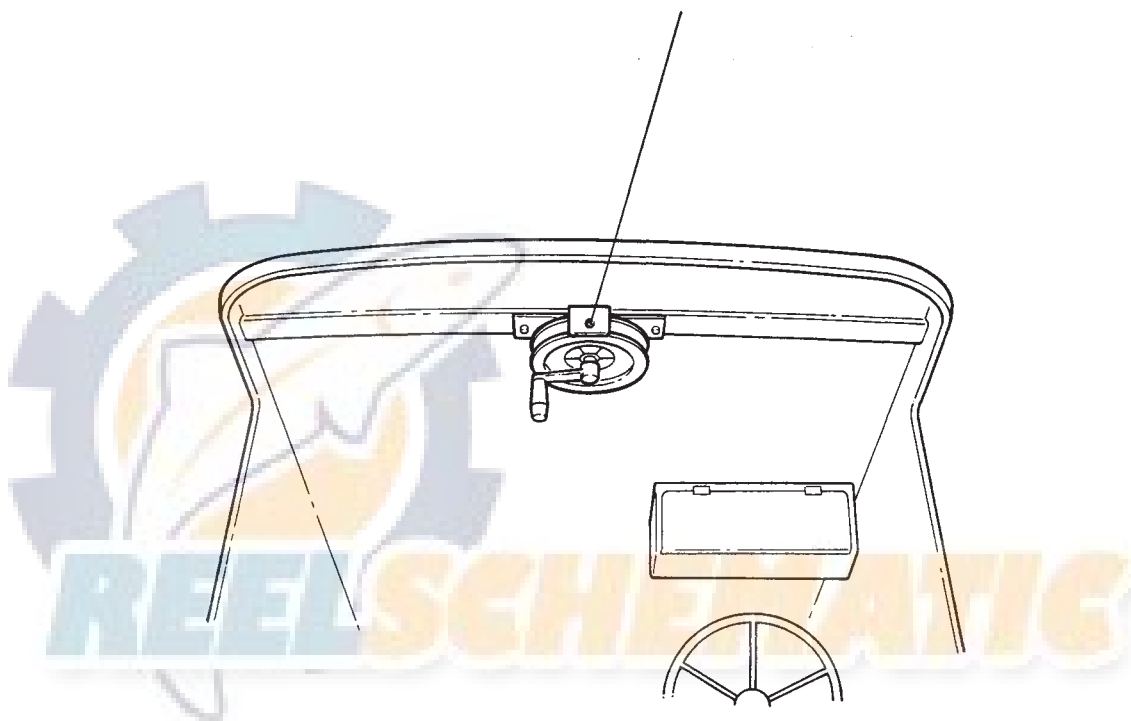
Key No.	Part Name	Part No.
14.	Plate – Ratchet	0467694
15.	Shaft Assembly – Drive	1800757
16.	Bearing – Brass	9010070
17.	Cover – Clutch Housing	1821497
18.	Mount Assembly – Kite Reel	1860004
19.	Pin 3/8 x 1/4 Dowel	9250240
20.	Bolt 1/4-20 x 2 Hex Hd. (4 needed)	9040250
21.	Washer 1/4 Split Lock (4 needed)	9430070
22.	Clamp – Boom (2 needed)	1819471
23.	Dog – Ratchet	9100160
24.	Spring – Ratchet Dog	9400070
25.	Screw 3/8 – 16 x 1 Flat Hd.	9280581
26.	Boom Assembly	1810002

TEASER REEL

The new CANNON Teaser Reel is designed to mount overhead on ship's bridge. The Teaser Reel features one-hand operation and high speed retrieve of teaser lures.

Mounting Your Teaser Reel:

The pre-drilled holes in the Teaser Reel mounting plate will accept up to 5/16 mounting screws. Place the reel assembly in position desired and use the plate as a template to mark the mounting holes. Because of the varied mounting applications, mounting hardware is not included. We do recommend the use of stainless steel hardware.



THE FOLLOWING APPLIES TO ALL TEASER REEL MODELS:

Operating Your Kite or Teaser Reels:

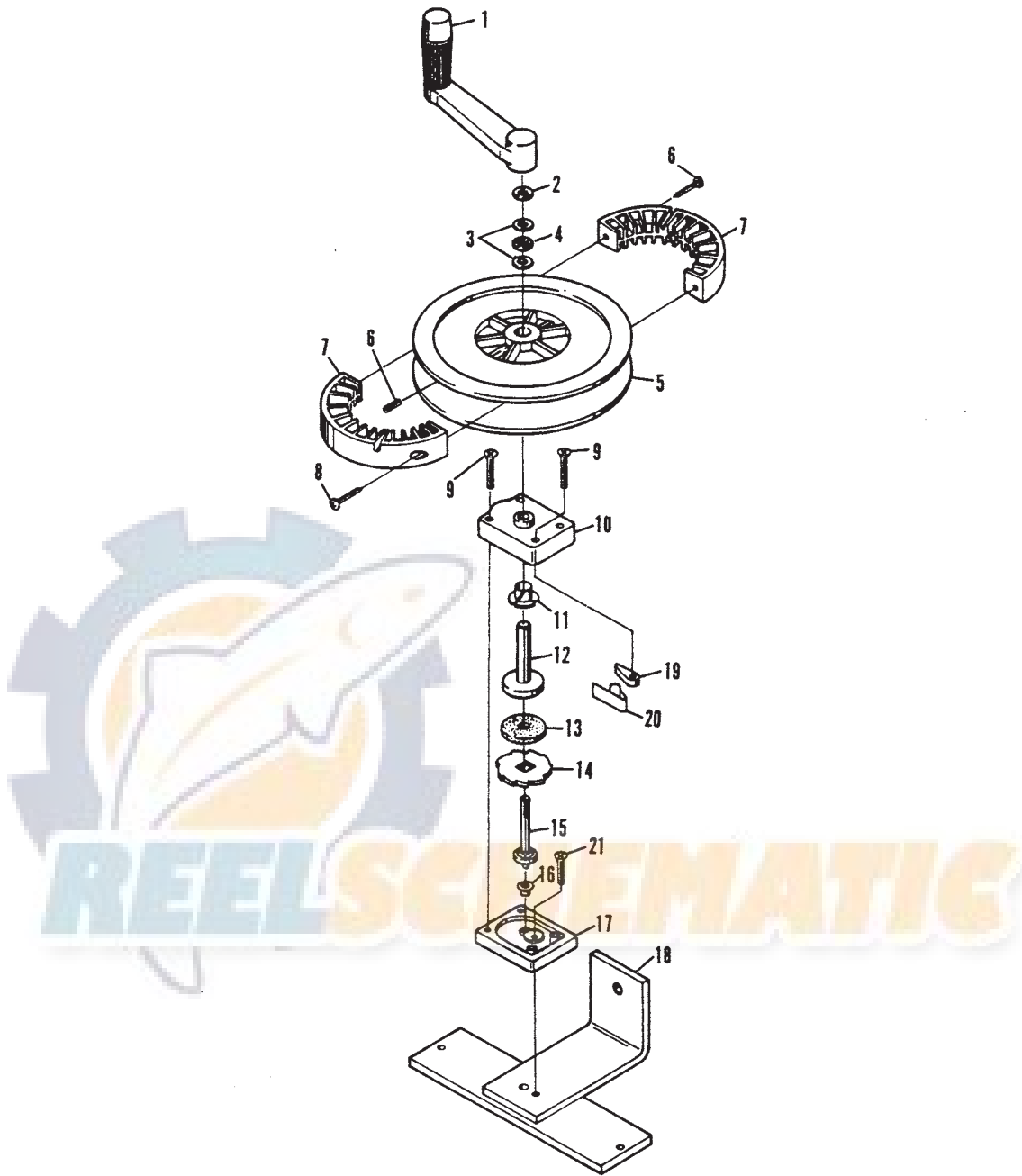
To play out tow line, turn the crank handle counterclockwise. When the desired amount of line is out, turn the handle back clockwise to lock in place. To retrieve the lure, just start cranking; it will hold wherever you stop.

Maintaining Your Kite or Teaser Reels:

Clean the units thoroughly after each trip, and relubricate on a frequent basis.

LUBRICATION: Place a drop of oil on the thrust bearing and crank handle arbor. Also clean and regrease the drive shaft, being careful not to get grease on the clutch pad or the ratchet and drive plates. During periods of heavy usage you should relubricate more often.

TEASER REEL



Key No.	Part Name	Part No.
1.	Crank Handle	0902000
2.	Washer 3/8 Split Lock	9430130
3.	Race – Bearing (2 needed)	9100310
4.	Bearing – Thrust	9100280
5.	Reel – Towline	0274735
6.	Screw 5/16 – 18 x 1 Set	9340130
7.	Insert – Reel (2 needed)	3347001
8.	Screw #10 x 1-1/4 Pan Hd. (2 needed)	9370001
9.	Screw #10 x 1-1/4 Flat Hd. (4 needed)	9370220
10.	Housing – Clutch	1821482
11.	Bearing Nyloner	9010010

Key No.	Part Name	Part No.
12.	Shaft Assembly – Reel	1800756
13.	Pad – Clutch	1264670
14.	Plate – Ratchet	0467694
15.	Shaft Assembly – Drive	1800757
16.	Bearing – Brass	9010070
17.	Cover – Clutch Housing	1821497
18.	Mount Assembly Teaser Reel	1860003
19.	Dog – Ratchet	9100160
20.	Spring – Ratchet Dog	9400070
21.	Screw 3/8 – 16 x 3/4 Flat Hd.	9280580